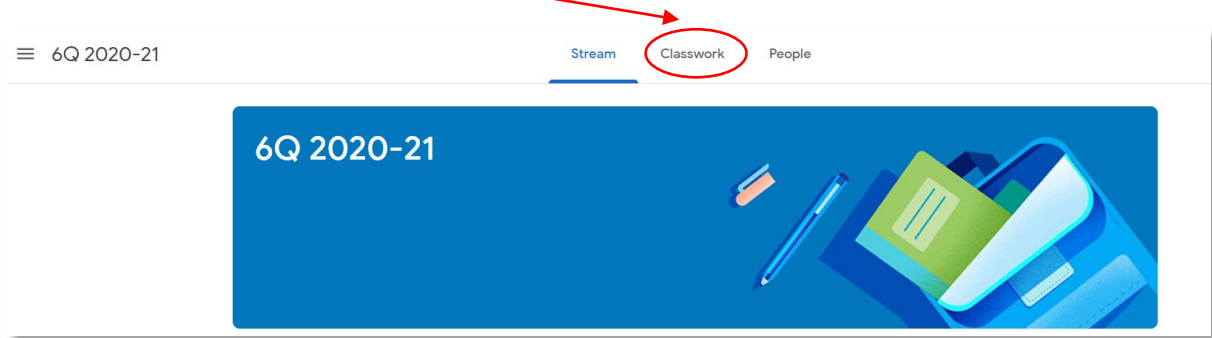
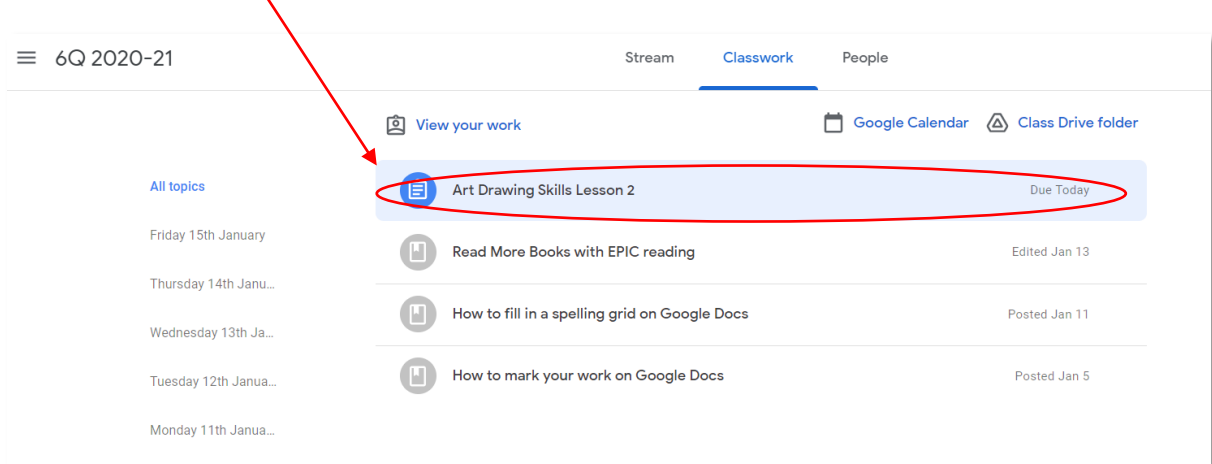


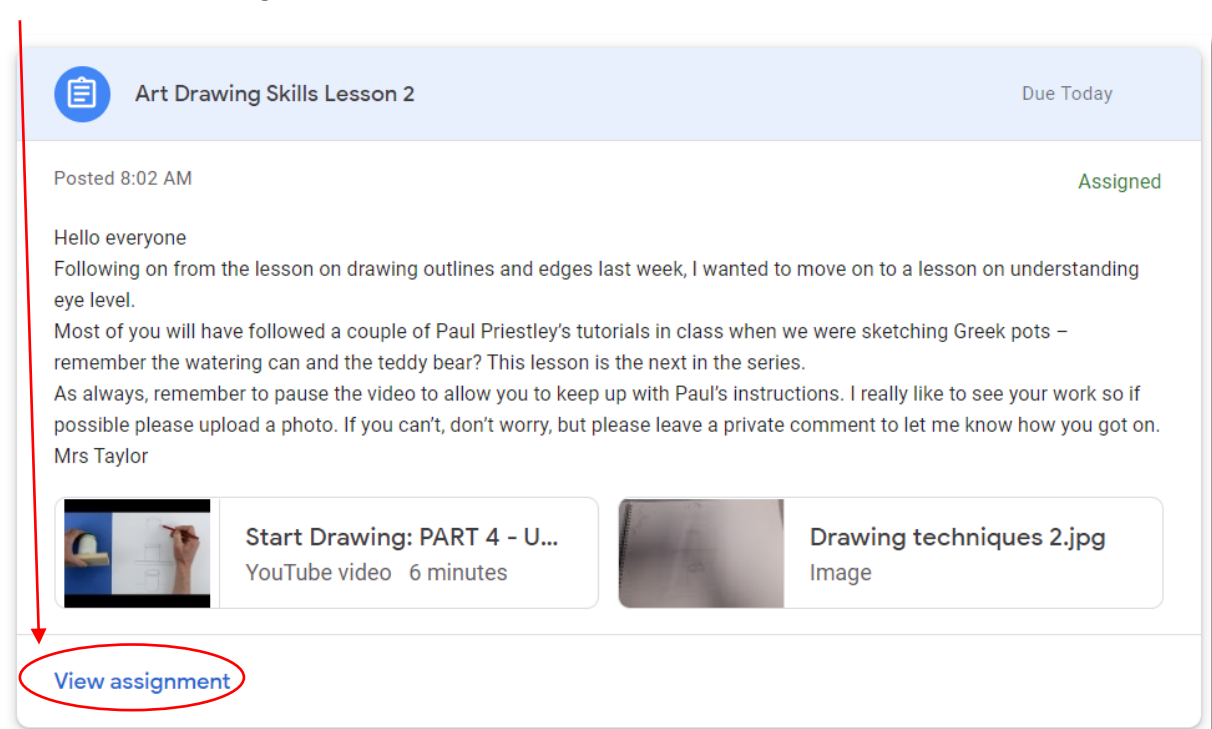
Log on to the Stream and click on 'Classwork':



Select an assignment:



Then select 'View assignment':



Once you have completed the task click 'Add or create'

Art Drawing Skills Lesson 2
Mrs TAYLOR • 8:02 AM
Due Today

Hello everyone
Following on from the lesson on drawing outlines and edges last week, I wanted to move on to a lesson on understanding eye level.
Most of you will have followed a couple of Paul Priestley's tutorials in class when we were sketching Greek pots – remember the watering can and the teddy bear? This lesson is the next in the series.
As always, remember to pause the video to allow you to keep up with Paul's instructions. I really like to see your work so if possible please upload a photo. If you can't, don't worry, but please leave a private comment to let me know how you got on.
Mrs Taylor

Start Drawing: PART 4 - Und...
YouTube video 6 minutes

Drawing techniques 2.jpg
Image

Your work Assigned
+ Add or create
Mark as done

Private comments
Add private comment...

Class comments

You will see this drop-down menu:

Your work Assigned
+ Add or create

- Google Drive
- Link
- File

Create new

- Docs
- Slides
- Sheets
- Drawings

From here you will be able to select a document, photograph (use the 'File' paperclip icon) or other file from your computer which you can then upload.

The file will appear like this:

Your work Assigned

1610622185933
Image

+ Add or create

Turn in

Click 'Turn in' to submit it to the class teacher.